

BALANCE



Gaining and Maintaining Financial Stability
Financial Documents and Workbook



Actual Monthly Spending

1.	Income	\$ <input type="text"/>	
	Income #1	\$ <input type="text"/>	Monthly gross - before taxes
	Income #2	\$ <input type="text"/>	Monthly gross - before taxes
	Other	\$ <input type="text"/>	Rental, investment
2.	Giving	\$ <input type="text"/>	10%
	Church	\$ <input type="text"/>	
	Other	\$ <input type="text"/>	
3.	Saving	\$ <input type="text"/>	10%
	Emergency	\$ <input type="text"/>	
	Retirement	\$ <input type="text"/>	401-K, 403b, IRA
	College	\$ <input type="text"/>	
4.	Taxes	\$ <input type="text"/>	20%
	Federal	\$ <input type="text"/>	Use actual amount from pay stub
	State	\$ <input type="text"/>	Use actual amount from pay stub
	Social Security	\$ <input type="text"/>	Use actual amount from pay stub
	Medicare	\$ <input type="text"/>	Use actual amount from pay stub
5.	Debt	\$ <input type="text"/>	10%
	IRS	\$ <input type="text"/>	
	Credit Card #1	\$ <input type="text"/>	3% of balance paid monthly (CCCS)
	Credit Card #2	\$ <input type="text"/>	Minimum monthly payment
	Credit Card #3	\$ <input type="text"/>	Minimum monthly payment
	Credit Card #4	\$ <input type="text"/>	Minimum monthly payment
	Credit Card #5	\$ <input type="text"/>	Minimum monthly payment
	Car #1	\$ <input type="text"/>	Minimum monthly payment
	Car #2	\$ <input type="text"/>	Minimum monthly payment
	Student Loans	\$ <input type="text"/>	Minimum monthly payment
	Other	\$ <input type="text"/>	Minimum monthly payment
6.	Housing	\$ <input type="text"/>	
	Mortgage/Rent	\$ <input type="text"/>	
	Home Insurance	\$ <input type="text"/>	May be part of home mortgage
	Property Taxes	\$ <input type="text"/>	May be part of home mortgage
	Maintenance	\$ <input type="text"/>	
	Electricity	\$ <input type="text"/>	Average for 12 months
	Gas	\$ <input type="text"/>	Average for 12 months
	Water	\$ <input type="text"/>	Average for 12 months



Actual Monthly Spending

	Trash	\$ <input type="text"/>	
	Phone	\$ <input type="text"/>	
	Association Dues	\$ <input type="text"/>	Average for 12 months.
7.	Transportation	\$ <input type="text"/>	
	Auto Insurance	\$ <input type="text"/>	Average for 12 months
	Registration/License	\$ <input type="text"/>	Average for 12 months
	Gasoline	\$ <input type="text"/>	
	Toll & Parking	\$ <input type="text"/>	
	Oil & Maintenance	\$ <input type="text"/>	
	Other	\$ <input type="text"/>	
8.	Insurance	\$ <input type="text"/>	
	Health	\$ <input type="text"/>	
	Dental	\$ <input type="text"/>	
	Life	\$ <input type="text"/>	
	Disability	\$ <input type="text"/>	
	Other	\$ <input type="text"/>	
9.	Food & Household	\$ <input type="text"/>	Groceries/household items you would buy at
10.	Health	\$ <input type="text"/>	
	Fitness	\$ <input type="text"/>	Gym, Sports Leagues
	Medical Expenses	\$ <input type="text"/>	Doctor, dentist, chiropractor, prescriptions
	Counselor	\$ <input type="text"/>	
	Other	\$ <input type="text"/>	
11.	Personal	\$ <input type="text"/>	
	Child Care	\$ <input type="text"/>	
	Education	\$ <input type="text"/>	Tuition & supplies (books, uniforms, etc.)
	Beauty & Barber	\$ <input type="text"/>	Haircuts, nails and the spa
	Clothes	\$ <input type="text"/>	
	Household Décor	\$ <input type="text"/>	Furniture, decor, home improvements
	Cell Phone	\$ <input type="text"/>	
	Gifts	\$ <input type="text"/>	Christmas, birthday, anniversary
	Cleaning	\$ <input type="text"/>	Dry cleaning, laundry, house cleaning
	Financial Services	\$ <input type="text"/>	Tax prep, software, financial planning
	Security System	\$ <input type="text"/>	
	Pest Control	\$ <input type="text"/>	



Actual Monthly Spending

	Landscaping	\$ _____	Lawn service, plants, lawn care supplies
	Pets	\$ _____	Food and care
	Other	\$ _____	
12.	Entertainment	\$	
	Vacation	\$ _____	Family trips, summer activities
	Eating Out	\$ _____	
	Events	\$ _____	Movies, theater, shows
	Reading	\$ _____	Books, magazines, newspaper
	TV	\$ _____	Cable, satellite, TiVO, rentals, equipment
	Technology	\$ _____	Computer, peripherals, software, PDA
	Internet	\$ _____	DSL, cable modem, dial-up
	Music	\$ _____	iPod, albums, downloads, satellite radio
	Other	\$ _____	
13.	Cash	\$	
	MARGIN	\$	

If negative, reduce expenses starting from the bottom and working up. If positive, roll into giving or saving.



Where Should You Give?

The Bible does not spell in detail where we should give, but we can discern certain guidelines for our giving.

- 1. We should give to the local church. The local church is God's unique institution in the world. It is our opportunity to provide for those leading the church (1 Timothy 5:17-18) and to support its' missionaries (Philippians 4:15-19).
2. We should also give to the poor. God has a special concern for those in need (Matthew 25:34-40), as well as widows and orphans (James 1:27). Beyond these priorities, there are also many organizations and individuals worthy of support.

Current Giving Assessment

Table with 2 columns: Organization, Amount. Rows include Local Church, Missions, Other, Other, Other, Total \$\$, % of Income.

Future Giving Plan

In light of your current assessment, what percentage of your income would you like to move toward giving?

Table with 2 columns: Organization, Amount. Rows include Local Church, Missions, Other, Other, Other, % of Income, Total \$.

What must happen for you to get from where you are to where you want to be?



Financial Overview

Assets _____

- Checking Account _____
- Savings Account _____
- Investments (Stocks, bonds, etc.) _____
- Cash Value of Life Insurance _____
- Real Estate (Home and any rentals) _____
- Business Value _____
- Vehicles _____
- Personal Property (Furniture, Jewelry, etc.) _____
- Retirement (401k, IRA, pension, etc.) _____
- Other _____

Liabilities _____

- Credit Card Debt _____
- Automobile Loans _____
- Mortgages _____
- Business Loans _____
- Education Loans _____
- Past Due Bills _____
- Other Liabilities _____

Net Worth _____

(Assets - Liabilities =)







Spending Plan

1.	Income	Target % _____	Actual % <input type="text"/>
	Income #1	\$ _____	Monthly gross - before taxes
	Income #2	\$ _____	Monthly gross - before taxes
	Other	\$ _____	Rental, investment
2.	Giving	Target % _____	Actual % <input type="text"/>
	Church	\$ _____	
	Other	\$ _____	
3.	Saving	Target % _____	Actual % <input type="text"/>
	Emergency	\$ _____	
	Retirement	\$ _____	401-K, 403b, IRA
	College	\$ _____	
4.	Taxes	Target % _____	Actual % <input type="text"/>
	Federal	\$ _____	Use actual amount from pay stub
	State	\$ _____	Use actual amount from pay stub
	Social Security	\$ _____	Use actual amount from pay stub
	Medicare	\$ _____	Use actual amount from pay stub
5.	Debt	Target % _____	Actual % <input type="text"/>
	IRS	\$ _____	
	Credit Card #1	\$ _____	3% of balance paid monthly (CCCS)
	Credit Card #2	\$ _____	Minimum monthly payment
	Credit Card #3	\$ _____	Minimum monthly payment
	Credit Card #4	\$ _____	Minimum monthly payment
	Credit Card #5	\$ _____	Minimum monthly payment
	Car #1	\$ _____	Minimum monthly payment
	Car #2	\$ _____	Minimum monthly payment
	Student Loans	\$ _____	Minimum monthly payment
	Other	\$ _____	Minimum monthly payment
6.	Housing	Target % _____	Actual % <input type="text"/>
	Mortgage/Rent	\$ _____	
	Home Insurance	\$ _____	May be part of home mortgage
	Property Taxes	\$ _____	May be part of home mortgage
	Maintenance	\$ _____	
	Electricity	\$ _____	Average for 12 months
	Gas	\$ _____	Average for 12 months



Spending Plan

	Water	\$ _____	Average for 12 months
	Trash	\$ _____	
	Phone	\$ _____	
	Association Dues	\$ _____	Average for 12 months.
7.	Transportation	Target % _____	Actual % 
	Auto Insurance	\$ _____	Average for 12 months
	Registration/License	\$ _____	Average for 12 months
	Gasoline	\$ _____	
	Toll & Parking	\$ _____	
	Oil & Maintenance	\$ _____	
	Other	\$ _____	
8.	Insurance	Target % _____	Actual % 
	Health	\$ _____	
	Dental	\$ _____	
	Life	\$ _____	
	Disability	\$ _____	
	Other	\$ _____	
9.	Food & Household	Target % _____	Actual % 
10.	Health	Target % _____	Actual %
	Fitness	\$ _____	Gym, Sports Leagues
	Medical Expenses	\$ _____	Doctor, dentist, chiropractor, prescriptions
	Counselor	\$ _____	
	Other	\$ _____	
11.	Personal	Target % _____	Actual % 
	Child Care	\$ _____	
	Education	\$ _____	Tuition & supplies (books, uniforms, etc.)
	Beauty & Barber	\$ _____	Haircuts, nails and the spa
	Clothes	\$ _____	
	Household Décor	\$ _____	Furniture, decor, home improvements
	Cell Phone	\$ _____	
	Gifts	\$ _____	Christmas, birthday, anniversary
	Cleaning	\$ _____	Dry cleaning, laundry, house cleaning
	Financial Services	\$ _____	Tax prep, software, financial planning
	Security System	\$ _____	




Spending Plan

Pest Control \$ _____
 Landscaping \$ _____
 Pets \$ _____
 Other \$ _____

Lawn service, plants, lawn care supplies
 Food and care

12. Entertainment Target % _____
 Vacation \$ _____
 Eating Out \$ _____
 Events \$ _____
 Reading \$ _____
 TV \$ _____
 Technology \$ _____
 Internet \$ _____
 Music \$ _____
 Other \$ _____

Actual % 
 Family trips, summer activities

 Movies, theater, shows
 Books, magazines, newspaper
 Cable, satellite, TiVO, rentals, equipment
 Computer, peripherals, software, PDA
 DSL, cable modem, dial-up
 iPod, albums, downloads, satellite radio

13. Total Spending 

MARGIN 